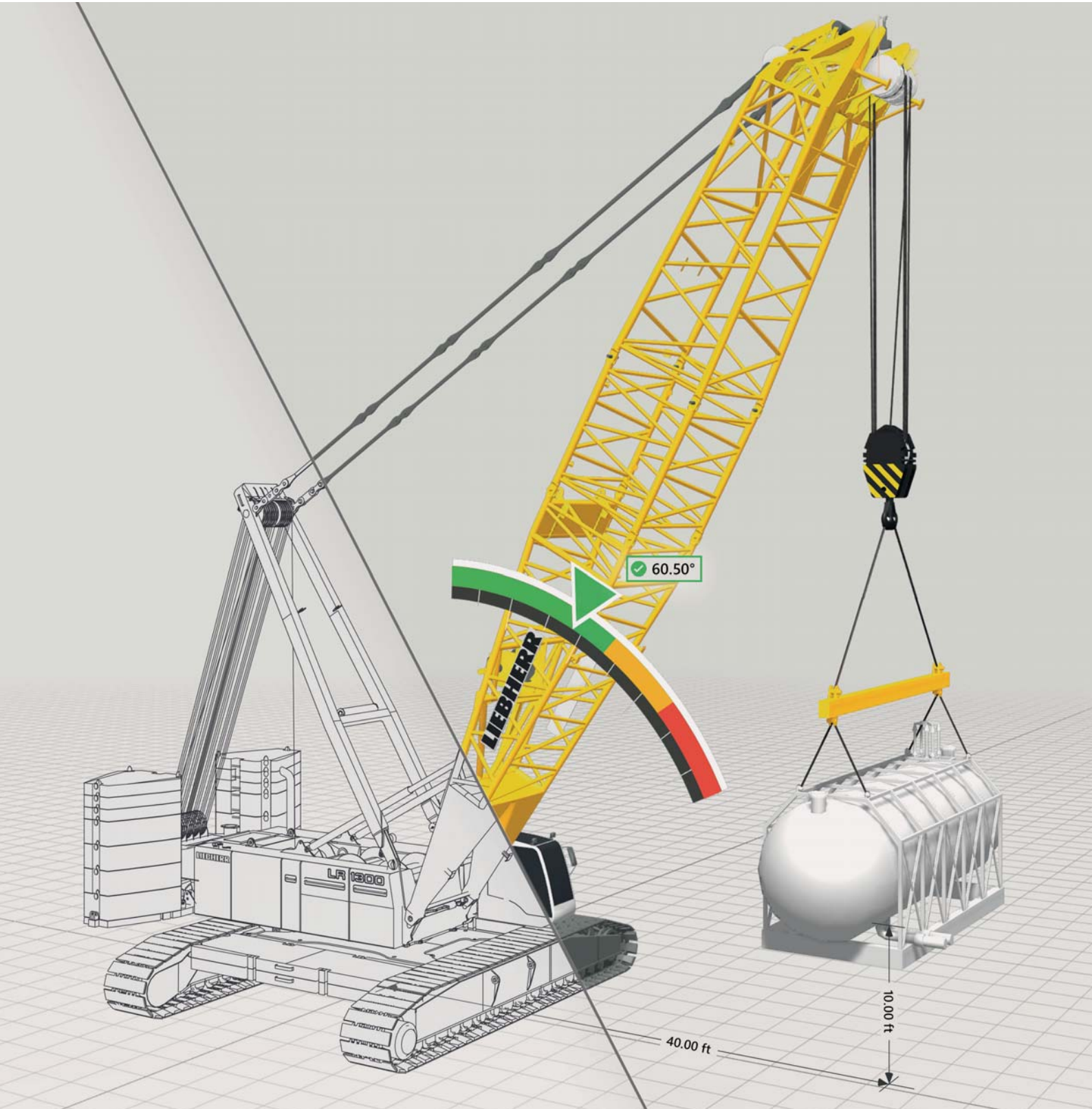


Crane Planner 2.0

Plan your work, work your plan



LIEBHERR

Graphical User Interface

Tool bar

Essential tools required during the entire project.

Menu bar

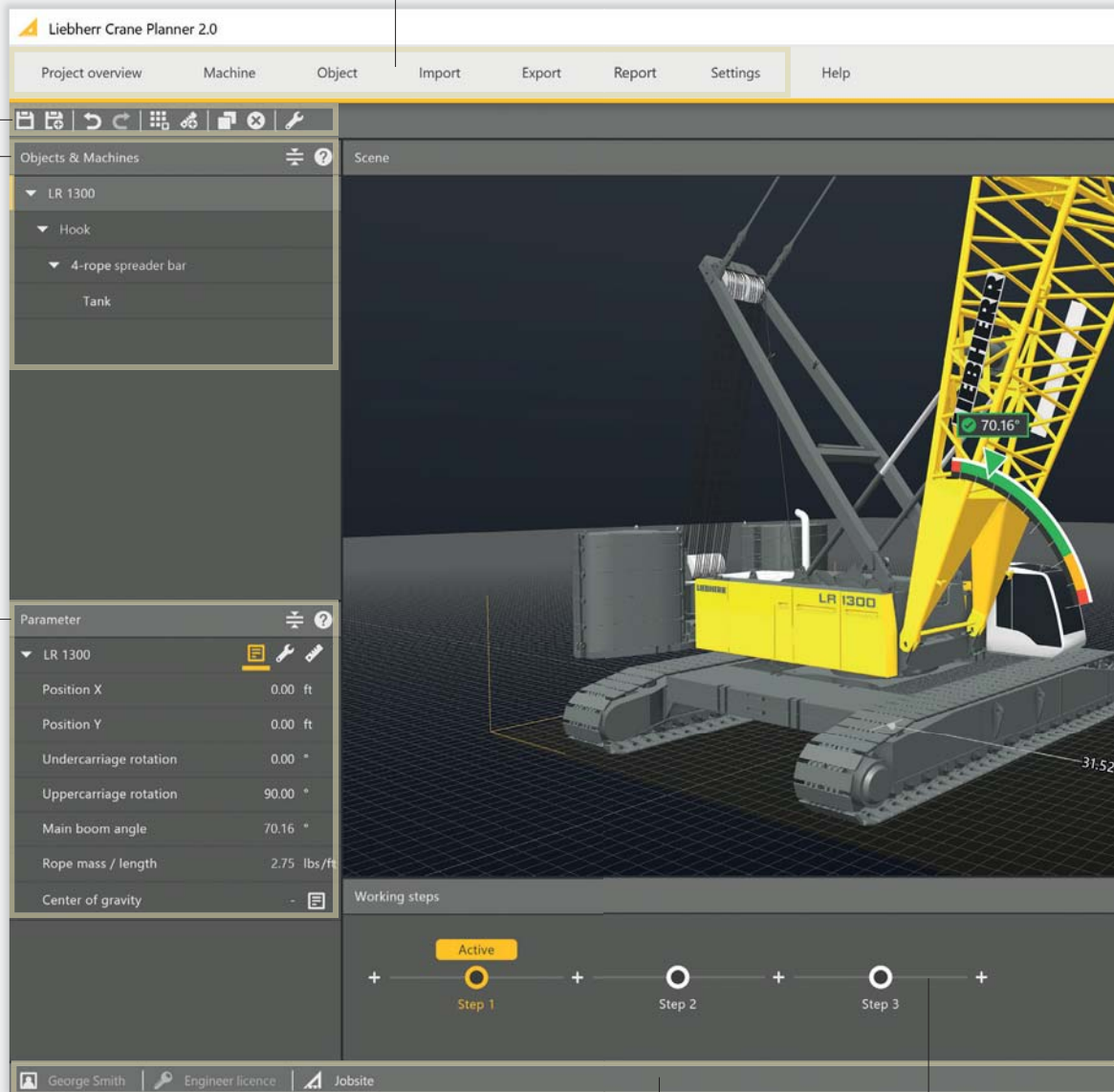
Projects can be administrated, objects and machines inserted, planning data imported and exported.

Objects & Machines

Lists all objects (e.g. rigging) and machines involved.

Parameter

All properties of the selected object are listed. Any changes in these parameters have a direct impact on the scene.



Status bar

Information about the version, user licence and quality of connection are provided.

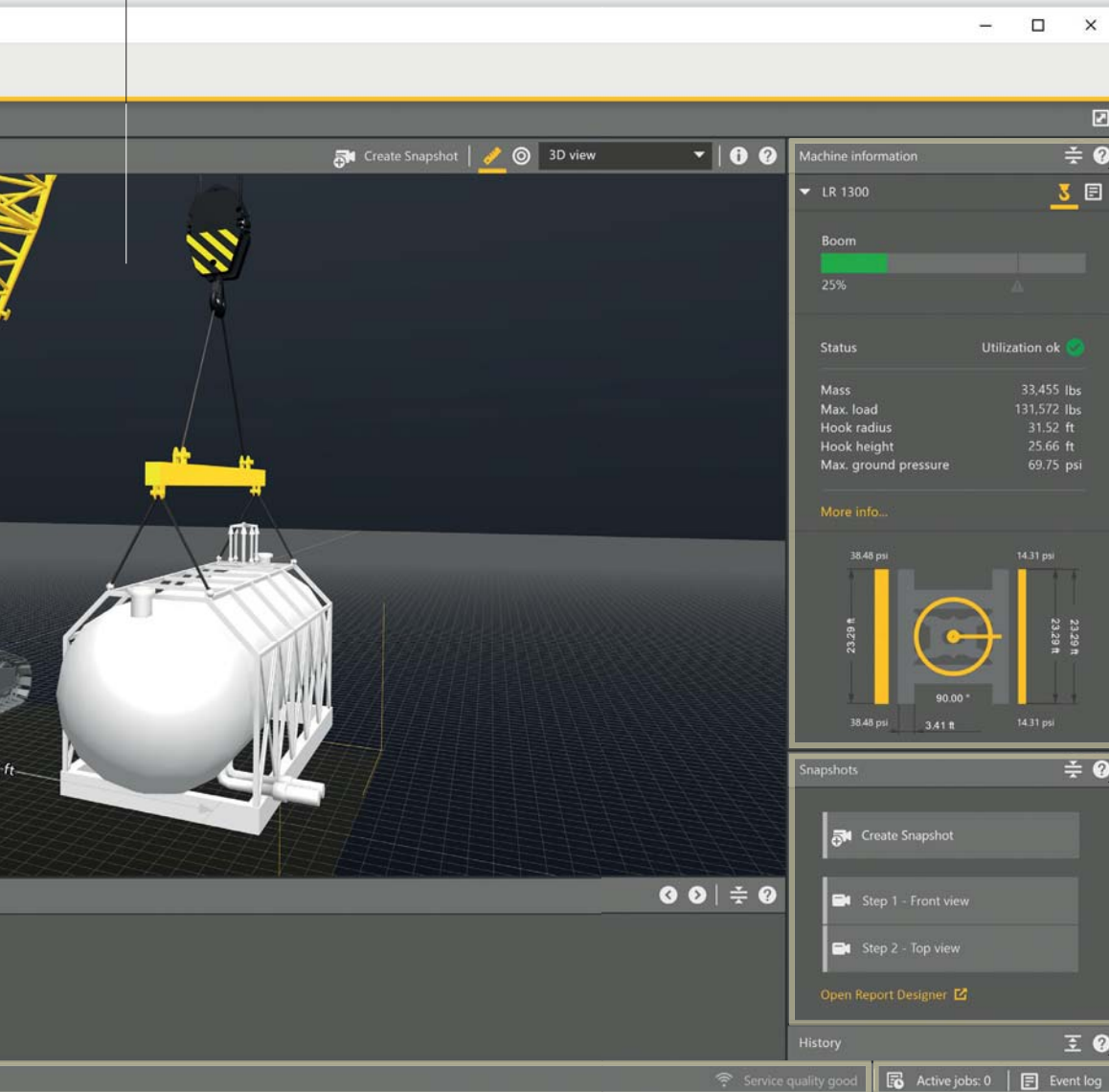
Crane Planner 2.0

Scene

Planning is visualized in 2D/3D from different perspectives. Objects and machines can be modified and moved.

Machine information

Important planning data (based on the crane's LML), such as utilization, geometry and ground pressures are provided in this section.



Snapshots

List of snapshots that can be combined with planning data in the Report Designer.

History

Last actions are indicated and can also be reversed (via do/undo button).

Working steps


Progress of lift process is displayed. Each step can be saved, edited or reopened.

Active jobs / Event log

'Active jobs' indicates any jobs running in the background while the 'Event log' lists all actions relevant to the system.

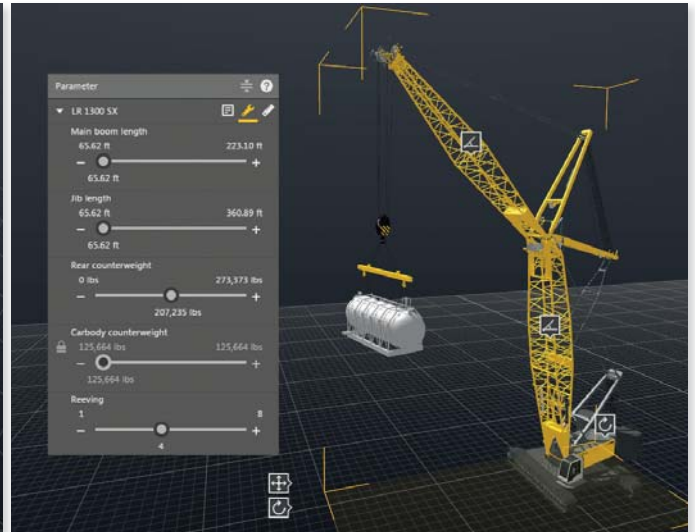
Crane Planner 2.0

Easier Planning Through Visualization



Ground pressure

When the machine is swung in the scene, areas affected by the highest ground pressure are clearly highlighted. Thereby the planner can proactively avoid such areas through planning.



Quick Configuration

By means of the quick configuration a planner can quickly re-configure various components of the crane during the planning process (e.g. length of the main boom from 194 ft. to 223 ft.) and have the system recalculate the entire lift.

Smart Solution for Tough Lifting Challenges

- Combination of highly detailed, interactive 3D models with all relevant planning data.
- Any change of determining factors (crane's geometry, load, surrounding area) instantly triggers a new calculation of the entire situation.
- Typical dimensioning and user-specific dimensioning can easily be defined.
- Ideal tool for planners and engineers who demand both up-to-date data as well as accurate 3D models of the utilized crane configuration.
- A tool for everyone, no CAD knowledge required.

For more details on Crane Planner 2.0 take a look at www.liebherr.com/CranePlanner where you'll find further information on:



- the actual product portfolio
- the comprehensive feature map
- the available licence versions
- the registration instructions for a **free demo version**
- the simple installation process incl. hardware requirements
- the range of offered training courses

Register now